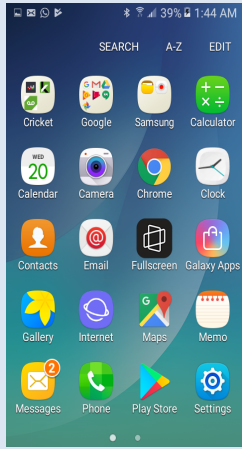




How to Update the Mobile App

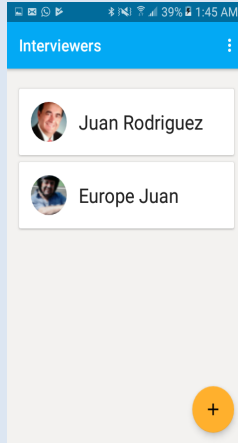
1. Go to Settings



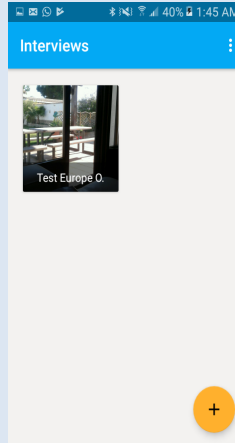
2. Open the Oral Genealogies App



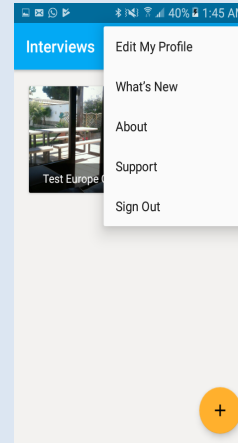
3. Select an interviewer



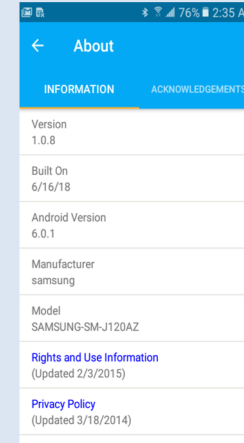
4. Tap the 3 white dots in the top right corner



5. Tap [About]



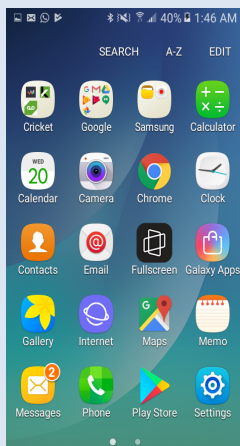
6. Check Version number



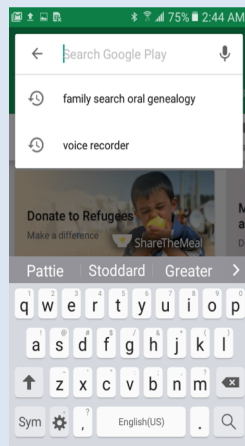
If not version 1.1.0, update.

TO UPDATE:

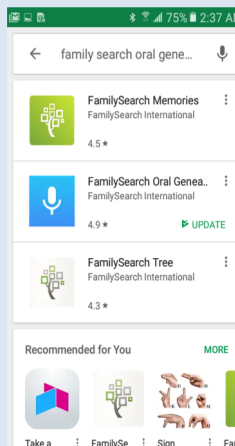
1. Tap on [Play Store]



2. Search for "family search oral genealogy"



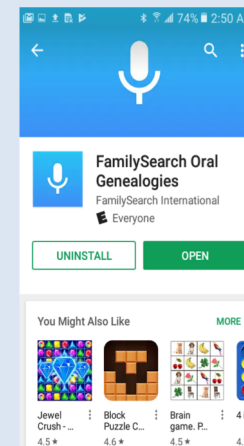
3. Tap [UPDATE]



4. Tap [Update]



5. Tap [OPEN]



Your app is now updated